


Realist Tablet / Realist Lite User Guide

Realist users can access Realist on a mobile device by using a browser such as Chrome or Safari on the mobile device. Open the browser and first access your MLS system such as Matrix, then click the Realist Tax tab to access Realist. Realist uses device detection so when Realist is accessed from a browser on a mobile device the Realist Tablet/Realist Lite version is returned.

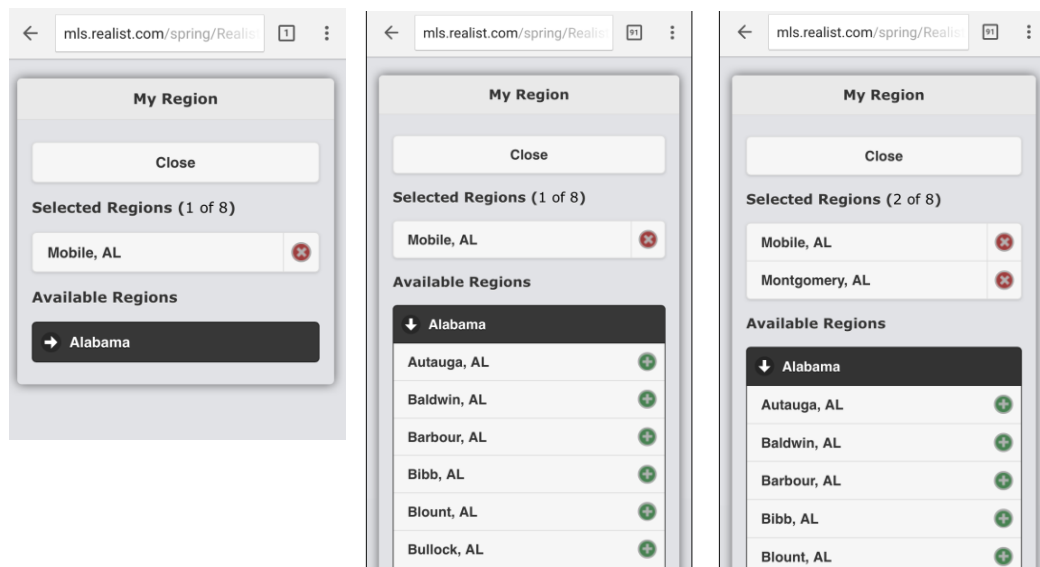
Realist Tablet/Realist Lite main screen appears as shown. It defaults to an Address search, however Owner Name, Listing Number, APN/Tax ID, and searches are also available.

It will default to match the region (county or counties) that were last selected in the desktop/PC version. If any county changes are made here, those changes will also be reflected in the Realist desktop/PC version when the user next accesses Realist on a PC.

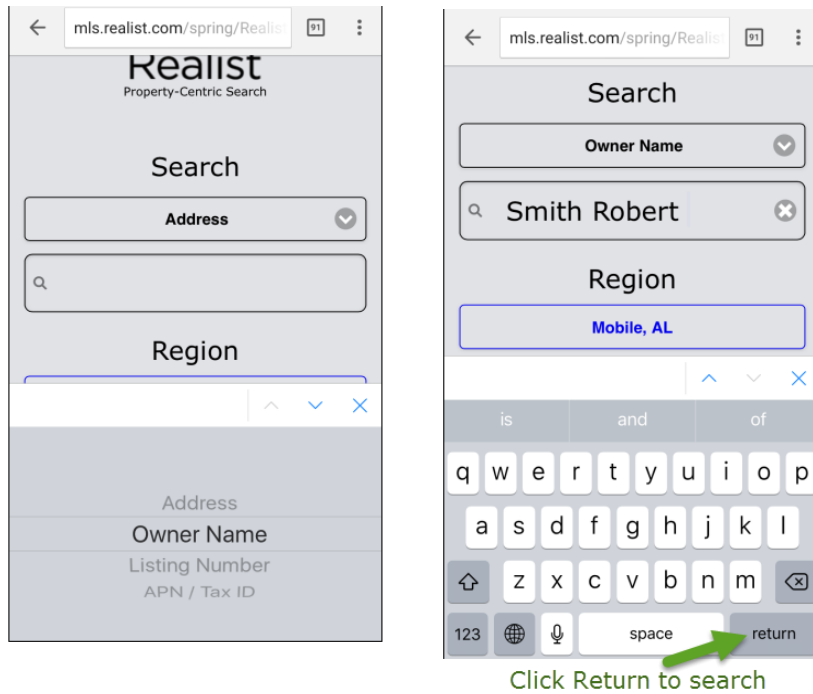
*** Note – NO login credentials are entered to access Realist Tablet – the credentials are passed from the Matrix application to Realist, just the same as on the desktop/PC version. ***



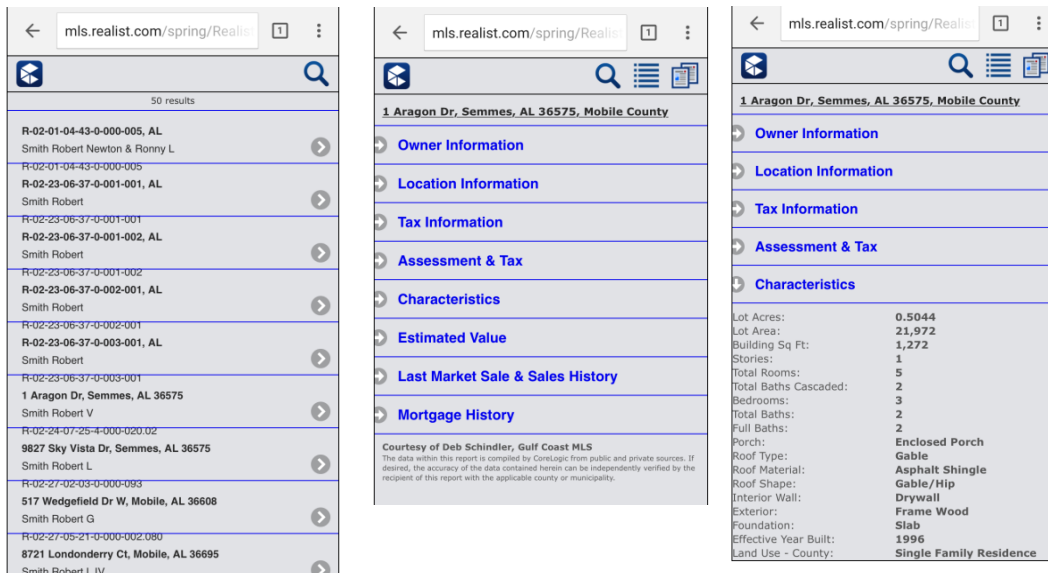
One can make changes to the Region by clicking on the county which will bring up the screen to choose additional counties. Click on State to display all available counties. Scroll down on the screen to make any changes, then click the **Close** button at the top to return to the search screen.



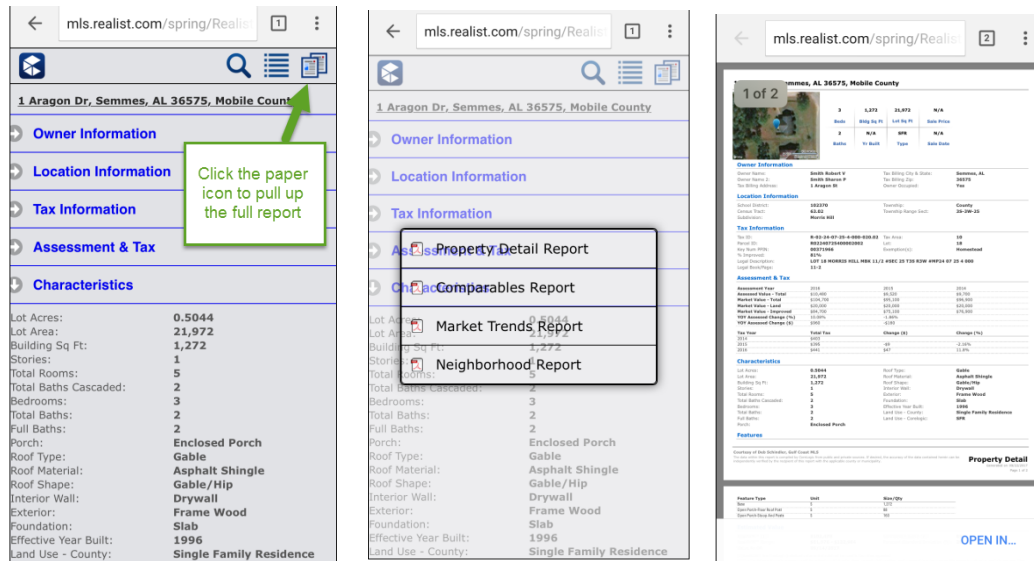
Click on Address to change the search option. Click the search option you wish to use such as Owner Name, then click the **X** which will fill it into the search and return you to that screen. Next click in the box to type in the search criteria; Owner Name *Smith Robert* used in example shown below. Then click the **return** button in the keyboard to run the search.



The search results will be returned on as shown below. Click on the record to view the details, then click each section to view the details in that section.

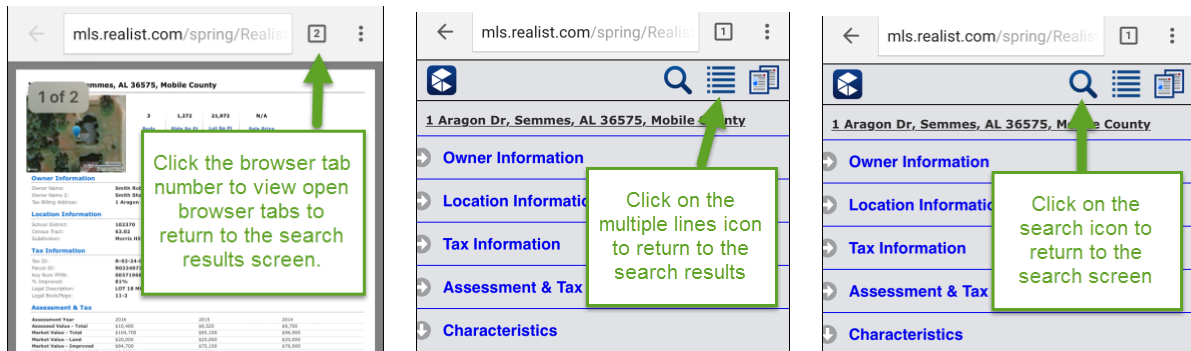


Click the paper icon to pull up a full pdf report. Property Detail, Comparables, Market Trends and Neighborhood reports are available. Choose the report you wish to view which will open in a new browser tab.



Click the browser tab number (2 in example shown) to view open browser tabs to return to the search results screen.

On the property screen click on the multiple lines icon to return to the search results if multiple records were returned in your search. Or click on the search icon to return to the search menu to begin a new search.



Thank you for viewing this user guide for Realist Tablet / Realist Lite. Please contact your MLS Association or Board for assistance with Realist.